

Cycle A • Beginners • Lingít

Student Support Materials

UNIT 16


Types of Fish




Sealaska Heritage Institute

Vocabulary Pictures


yaaw (herring)



saak (eulachen)




t'á (king salmon)




cháas' (pink salmon)




gaat (sockeye salmon)




I'ook (coho salmon)




téel (chum salmon)



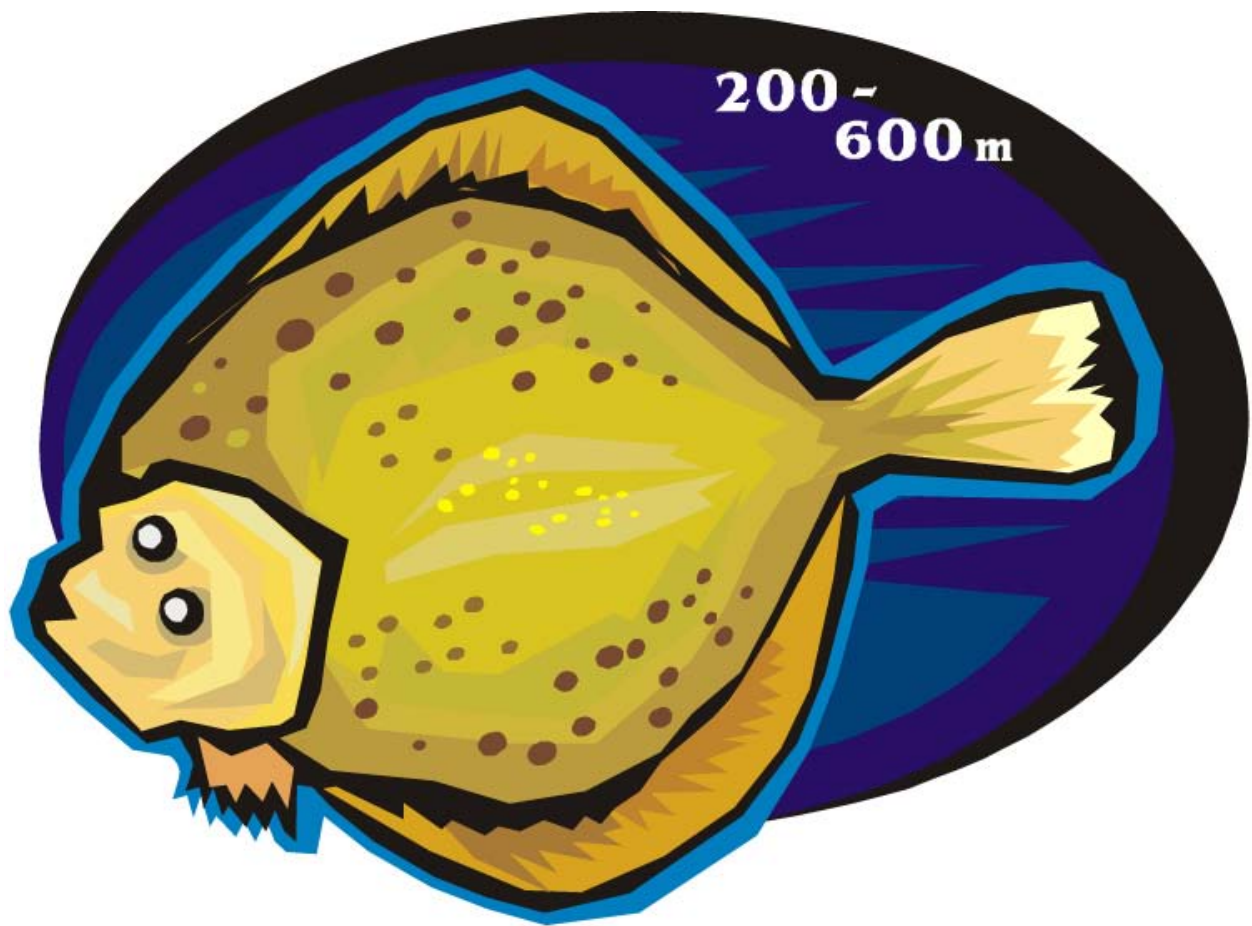
aashát (steel head trout)




x'wáat' (dolly varden trout)




cháatl (halibut)



dzánti (flounder)


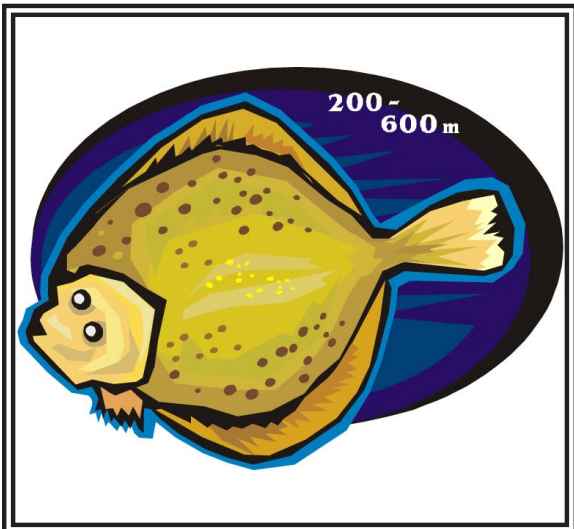






x'áakw (sockeye upstream)








Basic Listening


Have the students cut out the vocabulary pictures; say the words and they show the pictures.




Have the students cut out the vocabulary pictures; say the words and they show the pictures.




Say the vocabulary words; the students write the numbers under the pictures.
 1. yaaw, 2. saak, 3. t'á, 4. cháas', 5. gaat, 6. l'ook, 7. téel, 8. aashát, 9. x'wáat'
 10. cháatl, 11. dzánti, 12. x'áakw
































Basic Reading

Sight Recognition

yaaw

saak

57

t'á

cháás'

qaat

58

l'ook

téel

aashát

59

x'wáat'

cháati







dzánti

x'áakw

Have the students find this unit's vocabulary words in the word find. They should circle the words or highlight them. You can project the word find onto the board and have the students draw configurations around the words. Turn off the overhead, showing only the word configurations on the board. The students then identify the words by their configurations.

rwerfdíxángiobje;rongaeojgweigni;fW;IOwrjdarlgmw-
w'fbmerpodíistlak'ángiilaermorcaneqglejberl-
gnaedíistláayrgeyaawlrermsdxyádjfbllwergmnodlw3le-
trlwrgoweniqliurvikt'árdfrwergeereroproposalsrlijer-
gljerglaeqavvikrlergk'ulaereraashátliaerierlije4t43ooij-
duqvidíixyáaytuqqrgojdrgflmxc.mbcvdirerlgjaeridrhi-
adrfrnhialuktcháatluqdíikajoirnglts'áerlgdfoijerlmadr-
goinwegljdrolaergoerjinauraqgljrgoljergoergoljdrgo-
jerjijiilmvoewrak'áacháas'souweknbojw't'áerljmqaniqt-
uqgnaldbJjijiiarbleraanansgladrglwengdbfletgljrlkgoii-
vvaqturvikqak'uetaktuktukst'áljwerlmvjjuustaliqv-
vatublatjobnaegosaakarndíistláayerl'ookferhgalmado-
hertnerobjepiipiq;roniutuiyiqwjwwjanuqliktuqwo-
jwgjwjwgpjwpgjdíixyáaywpjgjrgerdík'ulúujerpgjxág-
jepggpk'ápojwrgpdíik'ulúuptaktuktuqerhehehthrjrrrtjr-
jrrjeiniqpakethrthx'áakwjwdíigyúu56k6ioyfhhj,yyuryul-
rwwsinigvikpopwbdíist'áaympswpt'áwpsapwsp-
wqdíikajpgppgxánk'ánanhqgaatfolxyák'ángalalldíxd-
k'ágyúkix'wáat'ouldíikúnlunak'ádíigyúujwt'áerljmq-
nialaqololsheejiiweigni;fW;lresourcesmergojdfbmerjij-
uutmdfojakúrmnaunratoravinngaqmaurluqglejberl-
nasheejiijoergeleraniksivdíist'áaychaqliqtuqmsd-
fgfheewqergcuyt'ádzántishahahnurluqqwofhgqoex-
ploradíikútéelnyut'áqtuqdíixángiiaqnodlw3luunaaq-
tuqertrlwrgowerglnerlunak'ádíit'ágyúushahanherler-
glaereragrits'ángal'qeqeecosysnirinavikteaqiqauruqk-
laqmsdrgflmxánt'ak'áhghjaeridrhit'áadrdíit'áangalaerl-
gdfoijerlmitiriaqpnidíist'slak'áallgghlncveiaGiefenalis-

Have the students cut out the words and attach them to their pictures.



yaaw

saak

t'á

cháas'

gaat

l'ook

téel

aashát


x'wáat'

cháatl


dzánti

x'áakw


Have the students circle the word for each picture.




yaaw
saak
t'á
cháas'
gaat
l'ook
téel
aashát
x'wáat'
cháatl
dzánti
x'áakw




yaaw
saak
t'á
cháas'
gaat
l'ook
téel
aashát
x'wáat'
cháatl
dzánti
x'áakw




yaaw
saak
t'á
cháas'
gaat
l'ook
téel
aashát
x'wáat'
cháatl
dzánti
x'áakw



yaaw
saak
t'á
cháas'
gaat
l'ook
téel
aashát
x'wáat'
cháatl
dzánti
x'áakw




yaaw
saak
t'á
cháas'
gaat
l'ook
téel
aashát
x'wáat'
cháatl
dzánti
x'áakw




yaaw
saak
t'á
cháas'
gaat
l'ook
téel
aashát
x'wáat'
cháatl
dzánti
x'áakw


Have the students circle the word for each picture.




yaaw
saak
t'á
cháas'
gaat
l'ook
téel
aashát
x'wáat'
cháatl
dzánti
x'áakw




yaaw
saak
t'á
cháas'
gaat
l'ook
téel
aashát
x'wáat'
cháatl
dzánti
x'áakw




yaaw
saak
t'á
cháas'
gaat
l'ook
téel
aashát
x'wáat'
cháatl
dzánti
x'áakw



yaaw
saak
t'á
cháas'
gaat
l'ook
téel
aashát
x'wáat'
cháatl
dzánti
x'áakw



yaaw
saak
t'á
cháas'
gaat
l'ook
téel
aashát
x'wáat'
cháatl
dzánti
x'áakw



yaaw
saak
t'á
cháas'
gaat
l'ook
téel
aashát
x'wáat'
cháatl
dzánti
x'áakw

Have the students cut out the words. Show the vocabulary pictures and the students should show you the words for them.

yaaw

saak

t'á

cháas'

gaat

l'ook

téel

aashát

x'wáat'

cháatl

dzánti

x'áakw

Basic Reading

Encoding

Have the students cut out the word parts and glue them into the words.

ya__

s__k

__á

__áas'

ga__

l'__k

té__

aas__t

__áat'

c__tl

dzá__

__akw

ch

x'á

el

t'

háa

há

aw

nti

aa

oo

x'w

at

Have the students cut out the word halves and glue them together.

ya

sa

t'

chá

ga

l'ó

té

aas

x'wá'

chá

dzá

x'á

as'

at

nti

el

as

akw

atl

aw


hát

á

ok

ak

Have the students cut out the letters and spell the word for the picture.



s t a
á a h

Basic Writing

Have the students complete the words by writing the missing parts.

ya__

s__k

__á

__áas'

ga__

l'__k

té__

aas__t


__áat'


c__tl


dzá__


__akw


Have the students write the words for the pictures.





























Dialog Activity Page

Have the students cut out the words below. Tell them which word(s) to put in the spaces in the dialog. Read the dialog with the students in choral, group, and individual forms. Change the word(s) after each round.

a. Daa sáwé iyasháat?

b. _____ áwé xwaasháat.

a. Wa.é ku.aa?

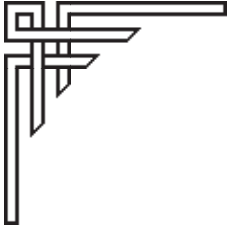
b. _____ ka _____ xwaasháat.

yaaw saak t'á cháas'

gaat l'ook téel aashát

x'wáat' cháatl dzánti x'áakw

Unit Assessment



Tlingit Language Program

Unit Assessment Teacher's Notes

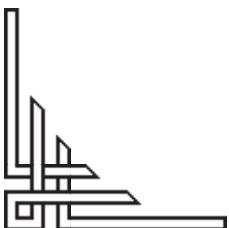
Cycle A Beginners Grade 9-11

Grade _____

Unit 16

Theme: Types of Fish

Date: _____



Provide each student with a copy of the **students' pages**. Read the following questions; the students answer the questions on their copies of the assessment.

Basic Listening

“Turn to page 1 in your test. Look at the pictures in the boxes.”

1. “Write the number 1 on top of the picture of **yaaw**.”
2. “Write the number 2 on top of the picture of **saak**.”
3. “Write the number 3 on top of the picture of **t’á**.”
4. “Write the number 4 on top of the picture of **cháas’**.”
5. “Write the number 5 on top of the picture of **gaat**.”
6. “Write the number 6 on top of the picture of **l’ook**.”
7. “Write the number 7 on top of the picture of **téel**.”
8. “Write the number 8 on top of the picture of **aashát**.”
9. “Write the number 9 on top of the picture of **x’wáat’**.”
10. “Write the number 10 on top of the picture of **cháatl**.”
11. “Write the number 11 on top of the picture of **dzánti**.”
12. “Write the number 12 on top of the picture of **x’áakw**.”

Sight Recognition

“Turn to page 3 in your test.”

“Look at the pictures in the boxes. Circle the word for each picture.”

Decoding/Encoding

“Turn to page 5 in your test.”

“Look at the word parts in the boxes. Circle the other half or part of each word.”

Basic Writing

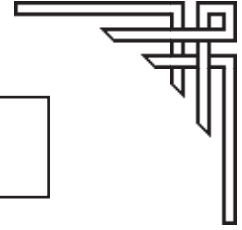
“Turn to page 7 in your test.”

“Look at the pictures in the boxes. Write the word for each picture.”



Correct:

% Correct:



Unit Assessment

Student Pages

Cycle A Beginners Grade 9-11

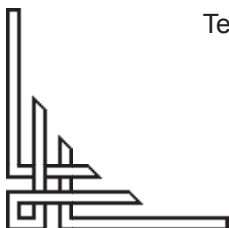
Unit 16

Theme: Types of Fish

Date: _____

Student's Name: _____

Grade: _____




Teacher: To get a percentage for this student's assessment:

divide the total number of questions correct by the total number of questions; multiply this answer by 100 to determine the percentage of questions answered correctly.




[Empty box]




[Empty box]


[Empty box]





[Empty box]










[Empty box]



[Empty box]









yaaw
 saak
 t'á
 cháas'
 gaat
 l'ook
 téel
 aashát
 x'wáat'
 cháatl
 dzánti
 x'áakw




yaaw
 saak
 t'á
 cháas'
 gaat
 l'ook
 téel
 aashát
 x'wáat'
 cháatl
 dzánti
 x'áakw




yaaw
 saak
 t'á
 cháas'
 gaat
 l'ook
 téel
 aashát
 x'wáat'
 cháatl
 dzánti
 x'áakw



yaaw
 saak
 t'á
 cháas'
 gaat
 l'ook
 téel
 aashát
 x'wáat'
 cháatl
 dzánti
 x'áakw




yaaw
 saak
 t'á
 cháas'
 gaat
 l'ook
 téel
 aashát
 x'wáat'
 cháatl
 dzánti
 x'áakw




yaaw
 saak
 t'á
 cháas'
 gaat
 l'ook
 téel
 aashát
 x'wáat'
 cháatl
 dzánti
 x'áakw




yaaw
 saak
 t'á
 cháas'
 gaat
 l'ook
 téel
 aashát
 x'wáat'
 cháatl
 dzánti
 x'áakw



yaaw
 saak
 t'á
 cháas'
 gaat
 l'ook
 téel
 aashát
 x'wáat'
 cháatl
 dzánti
 x'áakw




yaaw
 saak
 t'á
 cháas'
 gaat
 l'ook
 téel
 aashát
 x'wáat'
 cháatl
 dzánti
 x'áakw



yaaw
 saak
 t'á
 cháas'
 gaat
 l'ook
 téel
 aashát
 x'wáat'
 cháatl
 dzánti
 x'áakw



yaaw
 saak
 t'á
 cháas'
 gaat
 l'ook
 téel
 aashát
 x'wáat'
 cháatl
 dzánti
 x'áakw



yaaw
 saak
 t'á
 cháas'
 gaat
 l'ook
 téel
 aashát
 x'wáat'
 cháatl
 dzánti
 x'áakw

té	aw ak á as´ at ok el hát áat´ atl nti kw
-----------	---

t´	aw ak á as´ at ok el hát áat´ atl nti kw
-----------	---

l´o	aw ak á as´ at ok el hát áat´ atl nti kw
------------	---

ga	aw ak á as´ at ok el hát áat´ atl nti kw
-----------	---

ya	aw ak á as´ at ok el hát áat´ atl nti kw
-----------	---

chá	aw ak á as´ at ok el hát áat´ atl nti kw
------------	---

x'áa

aw
ak
á
as'
at
ok
el
hát
áat'
atl
nti
kw

aas

aw
ak
á
as'
at
ok
el
hát
áat'
atl
nti
kw

sa

aw
ak
á
as'
at
ok
el
hát
áat'
atl
nti
kw

dzá

aw
ak
á
as'
at
ok
el
hát
áat'
atl
nti
kw

x'w

aw
ak
á
as'
at
ok
el
hát
áat'
atl
nti
kw

chá

aw
ak
á
as'
at
ok
el
hát
áat'
atl
nti
kw

